

IMPACT®

Foam Dispensers

A. Foam-eeze® Bulk Foam Soap Dispenser

Sleek, smooth modern design complements any décor. Accepts most bulk foaming soap. Refillable bottle features vented screw cap for easy refilling in or out of the dispenser; removes for easy cleaning. 1000-ml capacity. View window for soap level visibility. Long-lasting foam pump mechanism. Key lock for maximum security, or optional universal access. ADA Compliant. ABS plastic construction. Mounting tape and hardware included. 4 $\frac{1}{2}$ w x 4 $\frac{3}{4}$ d x 11h.

| No. | Color | Each |
|----------|------------|------|
| IMP 9325 | White/Gray | |
| IMP 9326 | Black/Gray | |




A

B. Encore® Foam-eeze® Bulk Foam Soap Dispenser

Smaller, compact design fits in tight spaces. Accepts most bulk foaming soap. 900-ml capacity. Transparent reservoir tank for soap level visibility. Long-lasting foam pump mechanism. Dispenser can be easily removed from mounted backplate for cleaning. ADA Compliant. ABS/SAN plastic construction for extended lifetime. Mounting tape included. 4 $\frac{1}{2}$ w x 4d x 6 $\frac{1}{4}$ h.

| No. | Color | Each |
|----------|-------|------|
| IMP 9335 | White | |
| IMP 9336 | Gray | |




B

C. ClearVu® Foam-eeze® Bulk Foam Soap Dispenser

Large-capacity reservoir provides 10-30% more soap than ordinary captive soap systems for less refilling. Accepts most bulk foaming soap. 1360-ml capacity. Transparent reservoir tank for soap level visibility. Long-lasting foam pump mechanism. Hidden security lock helps prevent vandalism. Dispenser can be easily removed from mounted backplate for cleaning. ADA Compliant. ABS/SAN plastic construction. Mounting tape included. 5 $\frac{1}{2}$ w x 4 $\frac{1}{2}$ d x 8 $\frac{1}{2}$ h.

| No. | Color | Each |
|----------|-------|------|
| IMP 9344 | White | |
| IMP 9345 | Gray | |



C

Liquid Dispensers

ClearVu® Plastic Soap Dispensers

Unique water-resistant top, ideal for showers. Smooth, curved design prevents bacteria growth. See-through tank allows easy view of soap level. Accommodates a wide variety of liquid and lotion soaps, except pumice. Large push bar meets ADA requirements. Hidden, removable backplate. White.

| No. | Capacity | Size (W x D x H) | Each |
|-----|----------|------------------|------|
|-----|----------|------------------|------|

ClearVu® Encore

D. IMP 9330 30-oz. 4 $\frac{1}{2}$ x 4 x 6 $\frac{1}{4}$

ClearVu®—Hidden security key lock prevents vandalism.

E. IMP 9346 46-oz. 5 $\frac{1}{2}$ x 4 $\frac{1}{4}$ x 8 $\frac{1}{2}$



D


E

Hidden security keylock prevents vandalism.

Metal Soap Dispensers

Tamper- and theft-proof stainless steel tank. For use with liquid or lotion soaps only. Top fill with service key. 40-oz. capacity.

| No. | Capacity | Size (W x D x H) | Each |
|--------------------|------------|---|------|
| F. IMP 4020 | Horizontal | 8 $\frac{3}{16}$ x 21 $\frac{1}{16}$ x 4 $\frac{9}{16}$ | |
| G. IMP 4040 | Vertical | 4 $\frac{7}{8}$ x 21 $\frac{1}{16}$ x 8 $\frac{3}{16}$ | |



F

G